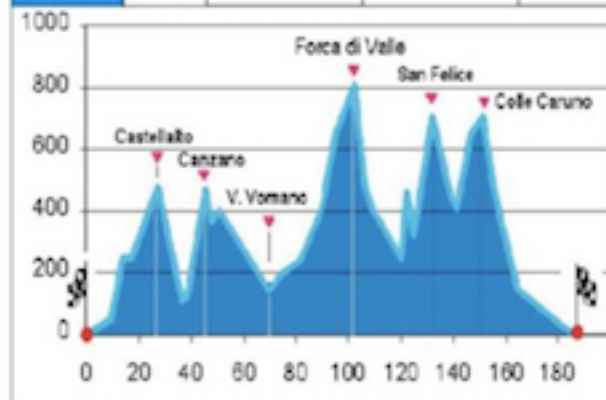
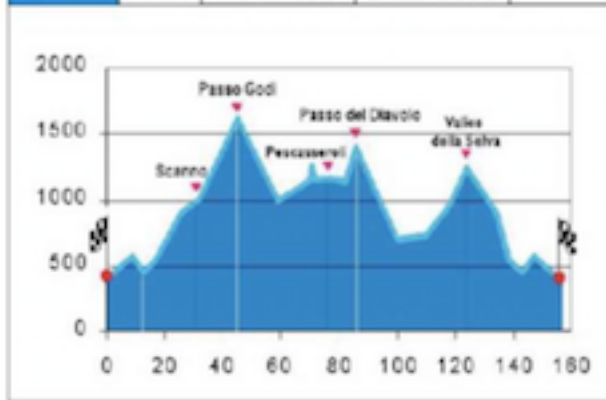


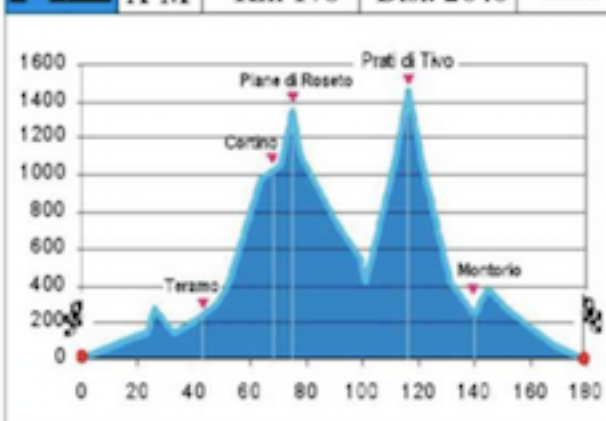
A1 A Castellalto, sui pendii del Corno Grande e, nei Monti della Laga
 M-M Km 186 Disl. 2445 ****



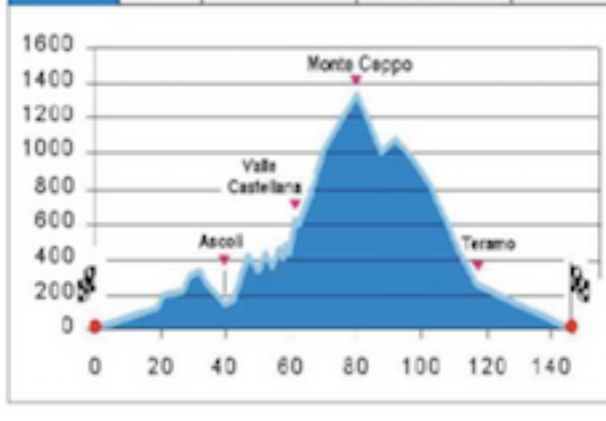
A4 Sui paesi del Parco Nazionale d'Abruzzo
 A-M Km. 156 Disl. 2556 ****



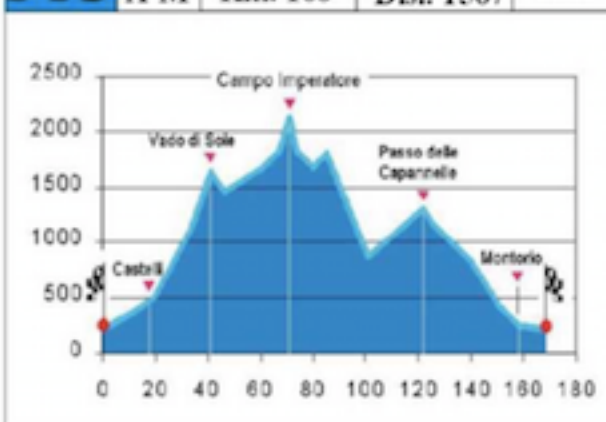
A2 I Monti della Laga e i Prati di Tivo
 A-M Km 178 Disl. 2646 ****



A5 Ascoli - Valle Castellana il Monte Ceppo - Teramo
 A-M Km 146 Disl. 1865 ****



A3 Tutto il Gran Sasso: versante teramano, Campo Imperatore e versante Aquilano
 A-M Km. 168 Disl. 1567 ****



A6 Il versante aquilano del Gran Sasso e Campo Imperatore
 A-M Km 139 Disl. 2403 ****

